



**PARTNERS IN
PROSPERITY**
Enriching people and planet

Annual Report

2020-21



CONTENTS

MESSAGE FROM CHAIRPERSON.....	01
ABOUT PARTNERS IN PROSPERITY.....	02
FOOTPRINT OF PARTNERS IN PROSPERITY.....	04
OUR PROGRAMMES.....	05
• CHINTAPALLI TRIBAL ORGANIC COFFEE PROJECT	
• WAPRO – UTTARAKHAND AND HARYANA	
• SUSTAINABLE ORGANIC RICE PROJECT	
• SKILL DEVELOPMENT PROJECT	
• BIOGAS INDIA PROJECT	
• SHORT DURATION ASSIGNMENTS	
WAY FORWARD.....	15
OUR PARTNERS DURING THIS FINANCIAL YEAR.....	16
CREDIBILITY NORMS COMPLIANCE.....	17
GOVERNING BODY.....	18
AUDITED FINANCIAL REPORTS.....	21

Message From Chairperson



At the very outset, I take this opportunity to thank all the front-line workers and the field staff who worked during the Covid-19 crisis which cast a dark shadow over the whole of 2020 and also 2021. On behalf of the Board let me start by saying that our thoughts go out to all those who have suffered from the effects of this terrible pandemic.

The staff and field team were engaged by way of Virtual meetings which were set during the complete lockdown. We discussed many topics, taken their opinions as how they feel about issues important to them through open discussion, conducted webinars, and discussed how the strategy of the organization should be in the coming years if the situation continues for another couple

of years. We also had our virtual Board meeting to discuss the Covid-19 pandemic bringing their reflections back into our Board discussions. Since we would be living with the effects of Covid-19 for some time to come, the team should be geared up to any unprecedented situation. We also thank the Donors for having faith in us.

Combined with its strong leadership and abled field team, I am confident that the organization will be well-placed to go on delivering the project deliverables as per the Donors requirement while meeting the needs of the stakeholders.

Wishing all the best for the future.

About Partners in Prosperity



Vision

A healthy and prosperous planet, and people (HP³).



Mission

To sustainably alleviate poverty, build a healthy environment and secure livelihoods for all, in partnership with governments, communities, enterprises and other institutions.



Core Competency

- Backward and forward market linkage for farmers
- Skills development of youth
- Food safety and security




Cross-Cutting Theme

- Gender equality
- Capacity building of farmer organisations



Aspirational Theme

- Blockchain technology for transaction at farms
- Application of AI in farming
- Low cost public health services



Support offered by PnP

- Create innovative business models and financial structures, towards inclusive market systems. PnP also specializes in building management and technical capacities of development professionals, institutions;
- PnP provides its expertise to Central & State governments, donors, humanitarian organizations, and corporate investors, alike. Strategic review and support for programme conceptualization, design, and planning;
- Project and portfolio management, implementation, monitoring and evaluation;
- Consulting Services and Thematic assessments;
- Policy analysis, Action Research and Knowledge management.

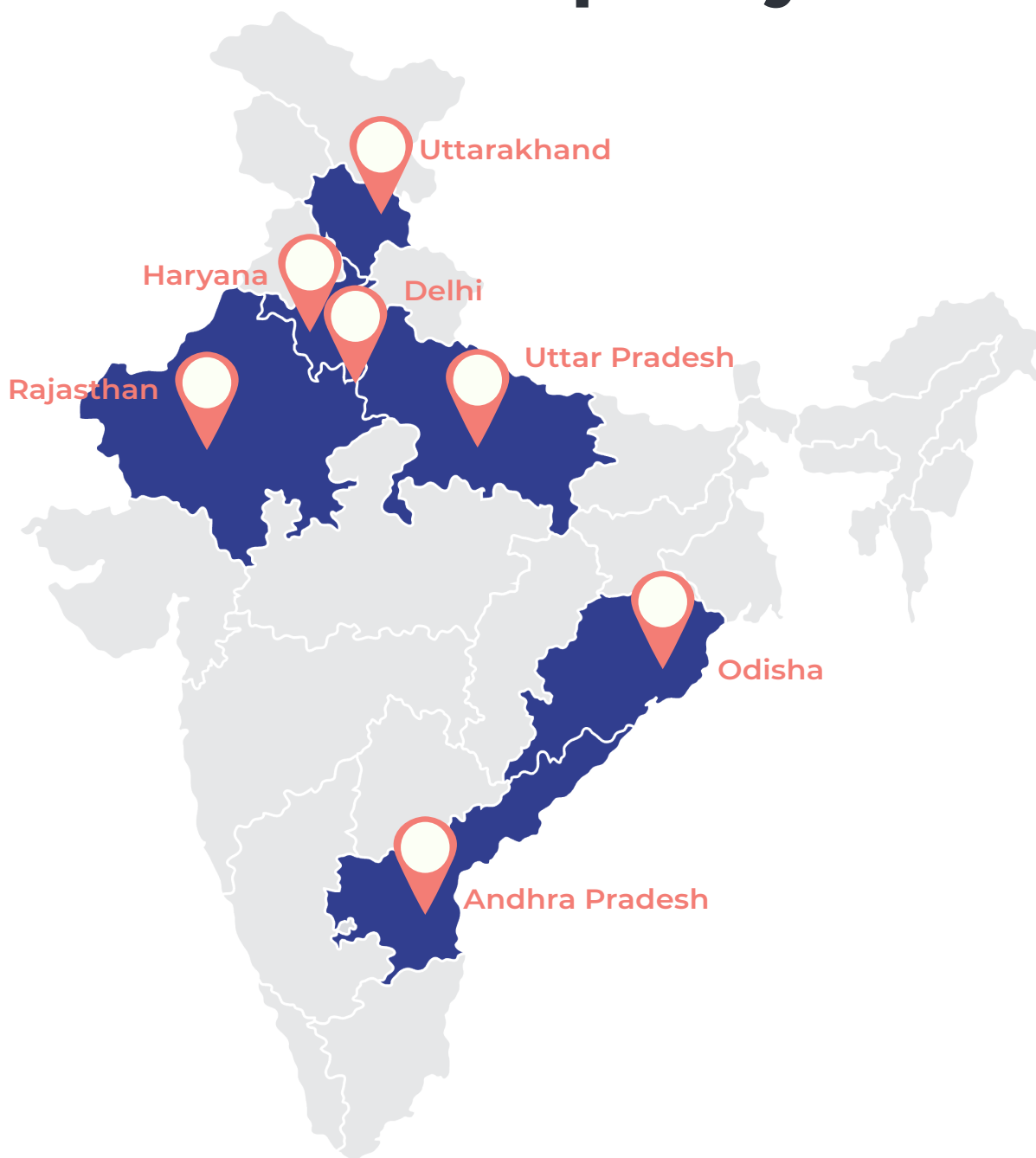


Accreditation/Membership

- PnP is accredited by Credibility Alliance under Minimum norms of NGO.
- We are a network member of Value Chain Network, Nutrition Coalition, Sustainable Rice Platform, and Climate Action Network (South Asia).
- We are a member of Alliance for Water Stewardship, UK.
- We are registered under CSR -1 (Registration no. CSR00009897) mandated by Registrar of Companies, Ministry of Corporate Affairs, Government of India.



Footprint of Partners in Prosperity



7
States

18
Districts

25
Blocks

20,000+
Farmers



Our Programmes

Chintapalli Tribal Organic Coffee Project



Chintapalli Tribal Organic Coffee Project (CTOCP) implemented as a pilot project in Paderu ITDA, Visakhapatnam agency area and supported by Andhra Pradesh Scheduled Tribes Cooperative Finance Corporation Limited (TRICOR), Government of Andhra Pradesh. The duration of the project is for three years (2018 October to September 2021).

Highlights during the year:

- **Formation of Farmer Producer Groups (FPGs)** (2020-21: Around 1002 (Chintapalli 696 and G K Veedhi 302) FPOs were formed during the financial year
- **Aggregation of coffee** was around 311.48 MT from Chintapalli and 347.01 MT from G K Veedhi Mandal. The coffee fruit was procured from 5,823 farmers from Chintapalli and 5,245 farmers from G K Veedhi. It was bought for Rs. 27/- per kg as per the decision of the Board members in the MACS BoD meeting.
- **Eco pulping unit's operation** had commenced this season. More than 1250 trainings have been organised for more than 10,000 farmers from both the mandals during the year despite COVID-19 by following COVID-19 protocols.
- **Organic Certification:** 14000 farmers were to be covered under this. The organic certification process for coffee growers has initiated and selected IMO Control as a certification agency by looking at European Market demand for the same. TATA Q Cert also selected as a second agency in order to capture domestic market potential and ensure documentation and inspection. We have registered 6 ICS (Internal control System) for 3000 farmers.



Our COVID-19 Response

A small gesture to the front line warriors



As COVID-19 gripped the world, India being one of the most vulnerable countries to the spread of the virus, went into a complete lockdown. In these times of crisis, several civil society organisations and individuals have stepped up to help those facing the brunt of this pandemic. In the first wave of pandemic, Partners in Prosperity, helped people in its project locations by providing medical equipment for hospital staff, and handed it over to the Chief Medical Officer at Haldwani during the first wave. In Chintapalli essential commodity kits containing staples for a household were distributed to poor farmers and daily-wage earners in villages like Lothugadda, Chintapalli, Yerrabommalu,

Pedaberada, Kommangi, Kothapalem and Lammasingi

In the second wave of pandemic, in Chintapalli COVID-19 safety kits (containing one face shield, one sanitiser, N-95 masks) were distributed to the Journalists in Chintapalli, Youth Training Centre staff and health workers working at for COVID-19 patient quarantine centres. We had also distributed dry ration to the farmers living in interior villages of Chintapalli. Apart from the above constant advisory solutions regarding COVID-19 guidelines and precautions to be followed were been given to the farmers and staff.



Water Productivity Project (WAPRO)

The Water Productivity Project commenced in Uttarakhand in January 2015. The first phase of the project was from the year 2015 to 2018 in Uttarakhand. The second phase (WAPRO II) started in the year 2019 along with an extension in Uttar Pradesh along with Uttarakhand. The core objective of the project is to enhance farming income and increase water productivity by applying a PUSH, PULL, POLICY.



Progress during the year

WAPRO phase II continues to build on the evidence gathered from field trials in Kharif and Rabi season and aims to seek policy-level interventions in agriculture practices, better market linkages and improved irrigation and water-related infrastructure in the states of Uttarakhand and Uttar Pradesh. The onset of the year was marked

by pandemic threats posed by COVID-19. The initial months looked gloomy till the project took a conscious decision of re-looking and strategically planning outcome-based activities in the region which would call for minimum group interactions and travel into fields.

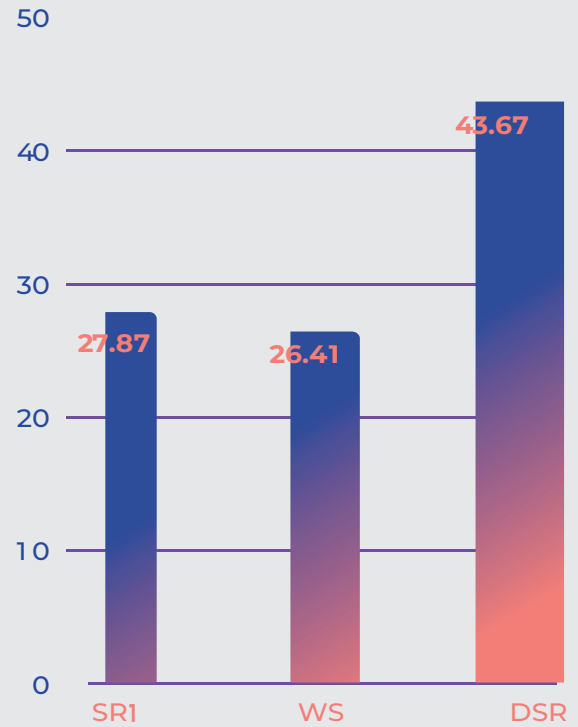
Push

- Total 2448 farmers were trained in the year 2020, of which 1463 are women participants.
- 77 extension staff were trained.
- 102 demonstrations on (System of Rice Intensification (SRI), Alternate Wetting and Drying (AWD), Direct Seeding of Rice (DSR), Wet Seeding (WS)) in Kharif and 110 demonstrations for line sowing of pulses and wheat taken.
- 2 Drip demonstration site set up in Uttar Pradesh.
- 07 Water Stewardship (WS) plans have been implemented in Uttarakhand.
- 1 reading material on Rabi demo result for the year 2019-20 was developed

Pull

- We have ensured a Fairtrade premium of INR 1000 per MT to those farmers who have adopted SRI.

Water saving percentage in comparison to Conventional Farming





Policy

- Under Policy our role was to catalyse policy reform initiatives, enrich ongoing work, and meet critical gaps. Under this we,
 - Organised 4 webinars with private sector leaders, opinion makers, and think tanks as follows:
 - Incentives and Disincentives for Groundwater Conservation- How to Bell the Cat? A Webinar –Jointly organised by Indian Society of Ecological Economics (INSEE) and Partners in Prosperity (PnP) on 12 th September
 - Looming Water Crisis in India – Challenges Ahead” A Daylong National e-Seminar was organised on 21 st Nov, 2020.
 - Webinar Impact of COVID on Maize and Tamarind Value Chain in Odisha, 17th December 2020
 - A half day meeting was organised with stakeholders on PnP’s Water Policy Support Work in India on 21 st January.
 - Through our water policy work, we have demonstrated our strong convening power to gather decision makers, experts, and key stakeholders from the government, private sector and academia. At the request of Ministry of Jal Shakti, Government of India, prepared by policy briefs on National Ground Water Management Programme (NAQUIM) and Atal Bhujal Yojana (ABHY). We collaborated on two research projects. The focus of research by University of Utrecht is on responsible consumption of rice. The topic for research by University of Delhi was on air pollution in Delhi due to stubble burning in Punjab and Haryana. In collaboration with University of Chicago, another research project using Random Control Trial method to gauge the interest of small and marginal farmers on crop insurance is ongoing in Mahbubnagar of Telangana.


Incentives and Disincentives for Groundwater Conservation – How to Bell the Cat?
 Saturday 12th September 2020 11 4:00 pm - 6:00 pm IST
 Language- English. II Platform: Zoom

Panelist


 Dr. Srinivas Chokkakula // <small>Moderator MoJS Research Chair, Centre for Policy Research (CPR) Executive Member, PnP.</small> https://www.sprindia.org/people/srinivas-chokkakula	 Mr. Mohinder P. Gulati // <small>Speaker Former Chief Operating Officer, Sustainable Energy for All (UN) Former Adviser, Energy - World Bank</small> https://www.worldaffiliatesummit.org/members/mohinder-gulati/	 Dr. Aditi Mukherji // <small>Speaker Principal Researcher, IWMI</small> https://www.iwmi.cgiar.org/about/staff-list/aditi-mukherji/
 Ms. Mridula Ramesh // <small>Speaker Founder, Sundaram Climate Institute</small> https://in.linkedin.com/in/mridula-ramesh-3453241	 Dr. Nilanjan Ghosh // <small>Speaker Director, Observer Research Foundation (ORF) Ex-Vice President of Indian Society for Ecological Economics (2012-14)</small> https://in.linkedin.com/in/nilanjanghosh	 Dr. R. Parthasarathy // <small>Speaker Director & Professor, Gujarat Institute of Development Research (GIDR)</small> http://gidr.ac.in/faculty/13

Looming Water Crisis in India


By 2050, India will have a water demand of **1180BCM**




4% of world's fresh water



with only **1120BCM** of available utilisable water




17% of world's population




90% of extracted groundwater is used for irrigation

Paradigm shifts needed


Participatory water management
Water governance decentralization by community involvement (women and children in particular) for water resource budgeting, monitoring and management should be supported with democratization of research data, which equips communities to make the decisions which are best for them.



Increased water usage efficiency
Government incentives focusing on efficient water consumption, and rewarding best practices in the agricultural sector. Industrial sector incentive programs which award exemplary work (community linked PPP) in water quality improvement and usage efficiency.



Smaller structures for water storage
A focus on mechanisms which enable artificial recharge of groundwater (where hydro-geologically feasible) and surface recharge, in water stressed areas is essential. Restoration, renovation and de-polluting of tanks, canals, lakes needs renewed focus!



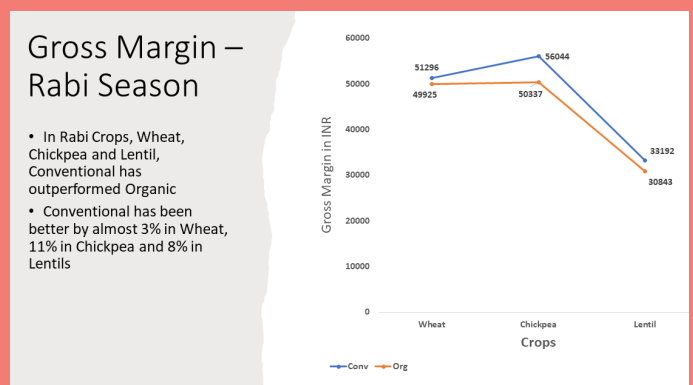
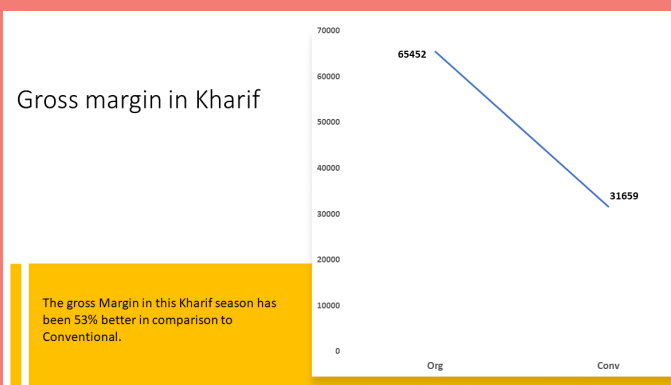
Sustainable Organic Rice Project

The purpose of this project is monitor and compare the performance of conventional and organic farms. For this purpose, PnP has been collecting data on cost of production and revenue earned by 100 farmers with equal representation of conventional and organic farms in Nainital district, Uttarakhand. The gross margin of organic farmers is 53% higher than that of conventional farmers. The higher earning by organic rice farmers is largely due to the buyback contract arrangements that the farmers have with private companies. Gross margin refers to farmer's net sales revenue minus its costs of goods sold (COGS). In other words it is the sales revenue a farmer retains after incurring the direct costs associated with producing the crops its sells.



PnP has initiated GPS-tagged soil mapping, testing and analysis of soil of all farmers included in gross margin analysis. With the synergistic approaches of other projects, the existing farmers are planned to be covered with soil mapping where the soil test will help the farmers of region to better plan their inputs based on soil health to further reduce the costs associated with farming and making farming sustainable. The youth trained under skill development projects spread across the region will also act as change agents with the skills and knowledge acquired on Organic farming.

PnP will strive to link farmers with appropriate markets where they can market their organic (rabi crop products). The current market linkage allows them to market Kharif products like Organic Basmati Rice only. The Organic Rabi crop products like wheat, chickpeas and lentils hardly have any upper edge when it comes to pricing and incentivization.



Vocational Skill Development of Youth in Nainital District, Uttarakhand, India

The salient feature of the project is to offer vulnerable young people in Uttarakhand and the long-term impact sought through training, internships and additional initiatives is that youth become leaders in their own sphere, and some become entrepreneurs.

The current set of activities of the VSD project is

aligned towards achieving the stated overall goal to offer young people opportunities for a successful future through training, coaching and exchange.

A notable feature of tractor training is that all participants are young adults. At the end of their trainings, all 80 candidates valid light motor vehicle licenses.

Total **556 participants** trained in

05

Organic Farming Trainings

03

Biofloc Trainings

01

Agri-Entrepreneurship trainings

02

Tool Trainings

04

Tractor Trainings



Biogas India Project


Apart from the Biogas units construction, additional activities have been taken up as a part of Gold Standard Verified Emissions Reduction initiatives. Water infrastructure development related projects which suited the farmers were taken up during the year to maximise reach of irrigation water through channels, which raises their farm productivity and enhances their economic status too.




3900

Biogas plants constructed across Nainital, Udham Singh Nagar and Haridwar districts of Uttarakhand and Bahraich and Shravasti of Uttar Pradesh

aimed at enhancing climate recovery and improving quality of life of rural families through clean energy technology.





PARTNERS IN PROSPERITY
Enriching people and planet

Biogas Project India

“About 18 months ago, the gas in our plant started getting low and we had to start using wood and LPG cylinders for cooking again.


It was then that we realized how useful biogas is for us.

It has reduced the time and labor required to collect wood and the expense of LPG cylinders significantly.

When our biogas plant stopped producing gas, PNP organized free repair of the plant and now our plant works as before!

Now we have to take only one cylinder instead of two cylinders in a month.”


-Kavindra Singh, from Kotabagh



Inspections conducted to assess the condition of the biogas plants constructed.

563

biogas plants repaired for free by PNP with support from vendors across Uttarakhand



awareness programs

on maintenance and repair of the plants were conducted for beneficiaries committed to bringing qualitative improvement in the the facilities and services available to rural farmers.

- An external evaluation of the Biogas Project was completed in January 2021. The report highlighted potential for large community-based biogas units.
- In order to improve the traceability and identification, a Beneficiary Identification card has been designed and distributed, as per the recommendations of Gold Standard Audit.
- To understand the implication and effectiveness of Slurry, soil samples for testing were also commissioned from the beneficiaries applying slurry-based manure on their fields.
- Gold Standard Audit for the period 2018-2019 conducted successfully, and verification report was approved. GS will issue 26,066 carbon credits for the project.
- Farmers with biogas units are being trained to manage the slurry to enhance crop productivity.
- Trainings offered to 130 biogas beneficiaries. This is a continuous activity
- Biogas user groups formed where WEGs don't exist and trained on O&M for better management of the biogas units.
- WhatsApp group of biogas beneficiaries has been created with for any technical assistance of the biogas unit. Operations and maintenance manual has also been developed and made available.

Other Projects and Studies

Scaling up Nutrition Sensitive Agriculture Interventions

SUNSAI - Scaling up Nutrition Sensitive Agriculture Interventions in Indian Himalayan Region supported by Welthungerhilfe India. The objective of the assignment was to increase production of local crops and consumption of nutritious food among the children from 0-6 years, Adolescent Girls, Pregnant Women and Lactating Mothers.



Value Chain Assessments

Supported by IFAD and Helvetas Swiss Intercooperation, conducted value chain assessments for selected value chains (Maize and Tamarind) and formulate recommendations for short and mid-term level responses to mitigate negative impacts and contribute to recovery efforts. The study was undertaken in Odisha.



Household Survey and Design

Conducting 400 Household Survey and Design of Crop Insurance in Mahbubnagar, Telangana supported by University of Chicago.



Scoping study for Water Recharge

Conducted a scoping study for Water Recharge in Sitarganj, Uttarakhand supported by Reckitt and Benckiser. The scope of the study was to create a thorough understanding of the surface and ground water resources of Sitarganj block. The emphasis was on ground water as the communities are increasingly depending on it directly and/or indirectly





Way Forward

- Developing strategic partnerships with government, private agencies and corporate sectors to create sustainable models for livelihood prospects among local farmers.
- Promote farmer friendly Organic Certification and Standards.
- Helping farmer producer organisation to export organically produced crops like coffee, cashew nuts, rice, and other products.

Our Partners

During this Financial Year



Schweizerische Eidgenossenschaft
Confédération suisse
Confederazione Svizzera
Confederaziun svizra



ALLIANCE FOR
WATER STEWARDSHIP



HELVETAS
Swiss Intercooperation




myclimate
shape our future

REIS
MÜHLE
BRUNNEN
fair&good



For a world without hunger



rb
**Reckitt
Benckiser**



Investing in rural people

UNIVERSITY OF CHICAGO TRUST

L-9, EAST WING, RAHEJA TOWERS, MG ROAD, BANGALORE – 560001, KARNATAKA, INDIA

Credibility Alliance Norms Compliance

As a member of Credibility Alliance and having Accreditation Certificate from Credibility Alliance, we are furnishing the information under minimum norms as below:

Transparency disclosure

Name of the Organisation	Partners in Prosperity
Website	www.pnpindia.in
Name of the Contact Person	Manab Chakraborty
Phone no. Of the Contact Person	09560107700
Email id of the Contact Person	manab@pnpindia.org.in
Date of establishment of the Agency and no.	20/10/1998, Registration No. S 337985, Registered under the Societies Registration Act of 1860, Delhi
FCRA Registration No.	231660997 valid up to 31st October 2021
PAN No.	AABTP2591E
TAN No.	DELP13178E
GST No.	GSTIN/UIN 07AABTP2591E1ZL
Income Tax exemption	Exempted under 12A(a) and 80G of the I.T. Act DIT(E)/2011-12/5590, dtd.09/03/2012
CSR-1 Registration No.	CSR00009897
Darpan UNIQUE ID (Niti Aayog)	DL/2009/0002392
Bank Details	For Local funds AXIS Bank Account No: 919010093268307 IFSC code: UTIB0000119 Branch: Vasant Kunj, New Delhi 110070
	For Foreign funds State Bank of India Bank Account no.- 40025701782 Swift Code: SBININBB104 Address of the Bank: FCRA Cell, 4th Floor, State Bank of India, New Delhi Main Branch, 11 Sansad Marg, New Delhi-110001

Governing Body

No	Name	Occupation	Designation in the Society	Total amount paid in last financial year (Rs.)	Form of payment Salary/ Consultancy/ Honorarium/ Sitting Fees/other (Specify)
1	Dr. K.R. Viswanathan	Retd. Army Officer	Chair	Nil	Nil
2	Dr. Ms. Nandita Ray	Consultant	Secretary	Nil	Nil
3	Mr. Venkata Ram Babu Guralla	Retd. Air Force Officer	Treasurer	Nil	Nil
4	Mr. Rajkamal Mukherjee	Banker	Executive Member		
5	Dr. Ms. Maitrayee Mukerji	Adjunct Professor	Executive Member	Nil	Nil
6	Dr. G.C. Siluvappan	Social Worker	Executive Member	Nil	Nil
7	Mr. Ranjan Chatterjee, IAS Retd.	Ex. Chief Secretary, Meghalaya	Executive Member	Nil	Nil

Board, AGM and Advisory Committee Meetings held in 2020-21

- Partners in Prosperity Board Members are not related by blood or marriage. The term of each board member is 2 years.
- No remuneration, sitting fees or any other form of compensation is paid to any Board member
- Travel reimbursements at actual amount made to board members attending board meetings and other office meetings
- Total costs of national-level travels incurred by all Chartered Accountant during the year amount was nil.
- Total cost of international travel: Nil

The following AGM and Advisory Committee Meetings were organised during the financial year:

Meeting	Date	Attended by
Governing Body Meeting	25th September 2020	<p>Dr. K.R. Viswanathan Dr. Nandita Ray Dr. Maitrayee Mukerji Dr. Manab Chakraborty Mr. P. Murali Srinivas Mr. V. Ram Babu Gurralla Mr. Srinivas Chokkakula Mr. Ranjan Chatterjee Dr. G.C. Siluvappan Mr. Vimal N. Jetha</p> <p>Apologies Received Dr. (Ms.) Bhaswati Das Mr. Rajkamal Mukherjee</p> <p>By Invitation CA Arvind Singh, Statutory Auditor Dr. Manab Chakraborty, CEO Mr. Manoj K. Mishra, Accounts, PnP Ms. Sreelatha, Manager, HR & Administration</p>
Governing Body Meeting	18th December 2020	<p>Dr. K R Viswanathan Dr. Maitrayee Mukherji Dr. G C Siluvappan Mr. V. Ram Babu Guralla</p> <p>By invitation Dr. Manab Chakraborty, CEO Himanshu Rai, BDM Mustak Khan, Head Rural Economy Sreelatha R. HR & Administration</p>
Governing Body Meeting	10th March 2021	<p>Dr. K.R. Viswanathan Dr. Nandita Ray Dr. Maitrayee Mukerji Dr. G C Siluvappan Mr. Vimal N. Jetha</p> <p>By Invitation Advisory Committee Mr. Jonnalagadda Shantaram Mr. Rudolf Luthi Mr. Peter Westman,</p> <p>By Invitation PnP Dr. Manab Chakraborty, CEO Mr. Mustak Khan, Head Rural Economy Mr. D. Tiwari, Programme Coordinator Ms. Sreelatha R., HR and Admin</p>

Advisory Committee Meetings

No	Name	Representation	15/6/2020	18/9/2020	29/1/2021
1	Dr. K.R. Viswanathan	Governing Body	√	√	√
2	Dr. Srinivas Chokkakula	Governing Body	√		
3	Mr. Rudolf Lüthi	Independent	√	√	√
4	Dr. Peter J. Westman	Independent	√	√	√
5	Mr. Shantaram Jonnalagadda	Independent	√	√	√
6	Dr. Manab Chakraborty	Independent	√	√	√

Legal Compliances

PnP enjoys tax exemption under Section 12 A and 80 G of the Income Tax. It has received CSR-1 issued by the Registrar of Companies.

Salary Distribution during the year 2020-21

Monthly Salary of Staff Members (in Rs.)	Men	Women	Total
< = 5,000	None	None	None
5,001 – 10,000	None	None	None
10,001 – 25,000	7	4	11
25,001 – 50,000	10	4	14
50,001 <	7	1	8
Total			33

Audited Financial Reports




K A R M & Associates
Chartered Accountants

AUDITOR'S REPORT

1. We have audited the attached Balance Sheet, Income and Expenditure Account of and Receipt and Payment account of **PARTNERS IN PROSPERITY** at 31st March, 2021.
2. These financial statements are the responsibility of the Society Management. Our responsibility is to express an opinion on these financial statements based on our audit.
3. We have conducted the audit in accordance with the auditing standards generally accepted in India. Those standards require that we plan and perform our audit to obtain a reasonable assurance about whether the financial statements are free from material misstatement. An audit also includes examining on a test basis, evidence supporting the amounts and disclosures in the financial statements. An audit also includes assessing the accounting principles used and significant estimate made by management as well as evaluating the overall financial statements presentation. We believe that our audit provides a reasonable basis for our opinion.
4. We report that:
 - a) We have obtained all the information and explanation which to the best of our knowledge, and belief, were necessary for the audit.
 - b) In our opinion, proper books of account have been kept by the Association so far as it appears from our examination of those books.
 - c) In our opinion and to the best of our information, and according to information given to us, the said accounts give a true and fair view:
 - (i) in the case of the balance sheet, of the state of affairs of the above-named association as at 31.03.2021,
 - (ii) in the case of the income and expenditure account, of the surplus for accounting year ending on 31.03.2021, and
 - (iii) in the case of receipt and payment account, of the receipts and payments for the accounting year ending on 31.03.2021

Place : New Delhi
Date : 16.07.2021

for K A R M & Associates
Chartered Accountants
FRN: 020522N



Arvind Kumar Singh, FCA
Partner
M. No. 504155
UDIN-2504155AAAAM6683

M-27, FIRST FLOOR, JIA SARAI, HAUZ KHAS, NEW DELHI-110016
Mob.: 9312104864, 9910962491 E-mail : fca.arvind@gmail.com

**PARTNERS IN PROSPERITY
BALANCE SHEET AS AT 31ST MARCH 2021**

LIABILITIES	AMOUNT (RS)	ASSETS	AMOUNT (RS)
CAPITAL FUND		FIXED ASSETS	
Corpus Fund	16,291.00	As per 'schedule "3" attached	228,534.20
GENERAL FUND		CURRENT ASSETS	
Opening Balance	4,318,916.39	Loan and Advances	1,157,256.00
Add: Excess of income over Expenditure	4,642,781.20	As per schedule "4" attached	
Unutilized Grant for 2020-21		CASH AND BANK BALANCES	
As per schedule "1" attached	14,845,504.45	Union Bank of India 520101222161724	11,334,796.53
CURRENT LIABILITIES & PROVISIONS		Cash in Hand	1,087.00
As per schedule "2" attached	1,137,433.00	Axis Bank 268307	6,939,252.11
	24,960,926.04	Fixed Deposit	5,300,000.00
			24,960,926.04

As Per our separate Auditors report of even date attached.
For K A R M & Associates
Chartered Accountants

Arvind Kr Singh, FCA
Partner
M NO 504155
FRN 020522N
Place: New Delhi
Date: 16-07-2021



For PARTNERS IN PROSPERITY

(Chairman)

(Secretary)

PARTNERS IN PROSPERITY
INCOME AND EXPENDITURE ACCOUNT FOR THE PERIOD ENDED ON 31ST MARCH 2021

EXPENDITURE	AMOUNTS (RS)	INCOME	AMOUNTS (RS)
Collibri Foundation -Vocational Skill Development-UK	3,335,787.00	Grant Income (As per schedule 1 enclosed)	34,604,976.45
HELVETAS Swiss Intercooperation-WAPRO-UK & Haryana	14,320,762.45	Donation /General Purpose Grant	3,091,915.00
Helvetas Vietnam-Covid Country Based Assessment	738,188.00	R B(India) Pvt.Ltd- Studying for Water Recharge - Consultancy Income	1,085,000.00
HELVETAS Swiss Intercooperation - Biogas Project-UK & UP	4,123,666.00	U C T- Crop Insurance Household Survey - Consultancy Income	922,034.00
Inter Cooperation Social Development-Act for climate change	1,384,603.00	Interest Income	690,484.00
Reismuhle Brunen-Sustainable Basmati Rice	2,508,086.00	Sale of scraps	19,600.00
Lok Chetna Manch/WHH/WHH-Nutrition in Mountain Agro-ecosystems (NMA) Phase II	271,227.00		
TRICOR-Coffee Project Expenses	7,922,657.00		
R B(India) Pvt.Ltd- Studying for Water Recharge Expenses	292,476.00		
U C T- Crop Insurance Household Survey Expenses	99,000.00		
Administrative Expenses			
Misc Expenses	36,663.00		
Printing & Stationery	17,296.00		
Bank Charges	18,943.80		
Commission & Brokerage	28,000.00		
Course Fee	7,500.00		
Electricity Expenses	4,920.00		
Tender/proposal expenses	10,000.00		
Office Expenses	281,335.00		
Legal and Professional Expenses	17,700.00		
Membership fee	54,375.00		
Travel & Conveyance	196,288.00		
Postage & Courier	2,134.00		
Telephone Expenses	34,934.00		
Transportation Charges	16,725.00		
Rates and Taxes	9,665.00		
Depreciation	38,297.00		
To Excess of Income over expenditure	4,642,781.20		
Total	40,414,009.45	Total	40,414,009.45

As Per our separate Auditors report of even date attached.
For K A R M & Associates
Chartered Accountants

Arvind Kr Singh, FCA
Partner
M NO 504155
FRN 020522N
Place: New Delhi
Date: 16-07-2021



For PARTNERS IN PROSPERITY

(Chairman)

(Secretary)

PARTNERS IN PROSPERITY
RECEIPT AND PAYMENT ACCOUNT (CONSOLIDATED) FOR THE PERIOD ENDED 31ST MARCH 2021

RECEIPTS	AMOUNTS (RS)	PAYMENTS	AMOUNTS (RS)
OPENING CASH & BANK BALANCE		Collibri Foundation-Vocational Skill Development-UK	3,335,787.00
HDFC Bank 2738940000016	10,500.11	HELVETAS Swiss Intercooperation-WAPRO-UK & Haryana	13,714,757.45
Axis Bank 268307	3,110,239.25	Helvetas Vietnam-Covid Country Based Assessment	738,188.00
Corporation Bank 520101222161724	7,547,019.53	HELVETAS Swiss Intercooperation-Biogas Project-UK & UP	4,123,666.00
Cash In Hand	1,229.00	Inter Cooperation Social Development-Act for climate ch Reismuhle Brunen-Sustainable Basmati Rice	1,384,603.00
Grant Received	37,681,887.00	Lok Chetna Manch/WHH/WHH-Nutrition in Mountain Agro-ecosystems (NMA) Phase II	2,508,086.00
Grant Receiveable-Biogas Project	3,307,569.00	TRICOR-Coffee Project Expenses	271,227.00
Grant Receiveable-WAPRO Water Policy Project	428,083.00	Reckitt Benckiser India Pvt Ltd- Studying for Water Recharge Expenses	7,893,327.00
Grant Receiveable-Coffee Project	1,008,949.00	University of Chicago Trust- Crop Insurance Household Survey Expenses	292,476.00
Donation/General Purpose Grant Received	3,091,915.00	Misc Expenses	99,000.00
Reckitt Benckiser India Pvt Ltd-Consultancy Fee-Studying for Water Recharge	1,068,725.00	Printing & Stationery	36,663.00
University of Chicago Trust-Consultancy Fee-Crop Insurance Household Survey	852,882.00	Bank Charge	17,296.00
Bank Interest Received	690,484.00	Commission & Brokerage	18,943.80
Telephone Deposit received back	1,500.00	Course Fee	28,000.00
Sale of scraps	19,600.00	Electricity Charge	7,500.00
Income Tax Refund received	32,630.00	Tender/proposal expenses	4,920.00
		Office Expenses	10,000.00
		Legal and Professional Expenses	281,335.00
		Membership fee	17,700.00
		Travel & Conveyance	54,375.00
		Postage & Courier	196,288.00
		Telephone Expenses	2,134.00
		Transportation Charges	34,934.00
		Rates and Taxes	16,725.00
		Security Deposit	9,665.00
		Air Conditioner	119,000.00
		CLOSING CASH & BANK BALANCE	61,480.00
		Cash in Hand	1,087.00
		Union Bank of India 520101222161724	11,334,796.53
		Axis Bank 268307	6,939,252.11
		Fixed Deposit (Axis Bank)	5,300,000.00
Total	58,853,211.89	Total	58,853,211.89

As Per our separate Auditors report of even date attached.
 For K A R M & Associates
 Chartered Accountants

Arvind Kr Singh
 Arvind Kr Singh, FCA
 Partner
 M NO 504155
 FRN 020522N
 Place: New Delhi
 Date: 16-07-2021



For PARTNERS IN PROSPERITY

Chairman
 (Chairman)

Nandita Ray
 (Secretary)

SCHEDULES FORMING PART OF BALANCE SHEET AS AT 31.03.2021


Particulars

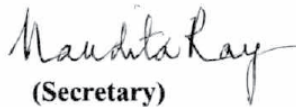
Amount (Rs.)

CURRENT LIABILITIES AND PROVISIONS	SCHEDULE-2
Audit Expenses Payable	10,712.00
Expenses Payable	771,549.00
EPF Payable	69,576.00
TDS Payable	198,936.00
Ch, Venkata Ramanna	83,160.00
Sagar Sharma	3,500.00
Total	1,137,433.00

LOAN AND ADVANCES	SCHEDULE-4
Security Deposit for Office	64,000.00
Imprest/Advance to Staff	317,652.00
Arvind Kumar Singh	5,226.00
Kumaun Motor	99,437.00
Principal Director-ETS	2,994.00
Managing Director-UOCB	149,760.00
Prepaid Insurance	32,114.00
United India Insurance Company Limited	3,044.00
Manzoor Dar	150,000.00
Mother Computer	287.00
MACS	108,770.00
TDS Receivable	168,972.00
Security Deposit and EMD	55,000.00
Total	1,157,256.00

for Partner in Prosperity


(Chairman)


(Secretary)



**PARTNERS IN PROSPERITY
SCHEDULE OF DEPRECIATION AS AT MARCH 31ST, 2021
AS PER INCOME TAX ACT, 1961.**

SCHEDULE '3'

ASSETS	RATE OF DEP.	W.D.V. AS AT 01.04.2020	ADDITION		DELETION / ADJUSTMENT During The Year	TOTAL	DEPRECIATION	W.D.V. AS AT 31/03/2021
			PUT TO USE FOR LESS THAN 180 DAYS	PUT TO USE FOR MORE THAN 180 DAYS				
Car	@15%	125,794.20	-	-	-	125,794.20	18,869.00	106,925.20
Chair	@10%	55,278.00	-	-	-	55,278.00	5,528.00	49,750.00
Conference Table	@10%	16,780.00	-	-	-	16,780.00	1,678.00	15,102.00
Printer	@40%	7,499.00	-	-	-	7,499.00	3,000.00	4,499.00
Air Condition	@ 15%	-	-	61,480.00	-	61,480.00	9,222.00	52,258.00
		205,351.20	-	61,480.00	-	266,831.20	38,297.00	228,534.20

For PARTNERS IN PROSPERITY



[Signature]
Chairman)

[Signature]
(Secretary)

SCHEDULE '1'

STATEMENT OF GRANT AS AT 31.03.2021						
S.No	Donor	Project	Opening Balance (Unutilize Grant) As on 01-04-2020	Grant Received During the Year	Utilized During the Year against Grant	Unutilized As on 31.03.2021
1	Collibri Foundation	Vocational Skill Development-UK	395,683.00	3,298,000.00	3,335,787.00	357,896.00
2	HELVETAS Swiss Intercooperation	WAPRO-UK & Haryana	1,221,285.00	13,153,558.00	14,320,762.45	54,080.55
3	HELVETAS VIETNAM	Covid Country Based Assessment	-	738,188.00	738,188.00	-
4	HELVETAS Swiss Intercooperation	Biogas Project-UK & UP	-	6,019,006.00	4,123,666.00	1,895,340.00
5	Inter Cooperation Social Development	Act for Climate Change	9,718,000.00	-	1,384,603.00	8,333,397.00
6	Lok Chetna Manch/WHH	Nutrition in Mountain Agro-ecosystems (NMA) Phase II -UK	281,323.90	-	271,227.00	10,096.90
7	Reismuhle Brunen	Sustainable Basmati Rice	151,006.00	2,561,984.00	2,508,086.00	204,904.00
8	HEKS	Cashew Value Chain Project -East Godavari	1,296.00	-	-	1,296.00
9	TRICOR	Coffee Project	-	11,911,151.00	7,922,657.00	3,988,494.00
		Total	11,768,593.90	37,681,887.00	34,604,976.45	14,845,504.45

for Partner in Prosperity

[Signature]
(Chairman)

[Signature]
(Secretary)



SCHEDULE '5'

STATEMENT OF GRANT RECEIVABLE AS ON 31.03.2021							
S.No	Donor	Project	Opening Balance (Grant Receivable) as on 01-04-2020	Grant Recieveable added During the Year	Grant Received during the Year against Receivable	Grant Receivable Written off	Grant Receivable as at 31-03-2021
1	HELVETAS Swiss Intercooperation	WAPRO-Water Policy Project	428,083.00	-	428,083.00	-	-
2	HELVETAS Swiss Intercooperation	Biogas Project	3,307,569.00	-	3,307,569.00	-	-
3	TRICOR	Coffee Project	1,008,949.00	-	1,008,949.00	-	-
		Grand Total	4,744,601.00	-	4,744,601.00	-	-

for Partner in Prosperity

[Signature]
(Chairman)

[Signature]
(Secretary)



PARTNERS IN PROSPERITY

Notes forming part of the financial statements

Note

Particulars

Society information

Partner in Prosperity is society registered under Societies Registration Act, 1860. The Society was incorporated on 20th October 1998. It is mainly engaged mainly in livelihood activities, education and training and to promote underprivileged people other social activities. Further the society is registered under section 12A of Income Tax Act, 1961 with effect from 06.02.2009.

6 Significant accounting policies and notes to account

6.1 Basis of accounting

The financial statements of the Society Company have been prepared under the historical cost convention in accordance with the Generally Accepted Accounting Principles in India. The accounting policies adopted in the preparation of the financial statements are consistent with those followed in the previous year.

The Society follows mercantile system of accounting and recognises significant items of income and expenditure on accrual basis. Wherever it is not possible to determine the quantum of accrual with reasonable certainty, the same is accounted for on cash basis.

6.2 Use of estimates

The preparation of financial statement in conformity with generally accepted accounting principles requires management to make estimates and assumptions that affect the reported amount of assets and liabilities on the date of financial statements. Actual results could differ from those estimates. Any revision to accounting estimates is recognized in future periods.

6.3 Revenue recognition

a) Grant received for a specific purpose, are recognised as income to the extent of expenditure incurred during the year.

b) Revenue from consultancy contracts is recognised as per term of agreement of each contract.

Other income

Interest income is accounted on accrual basis.

6.4 Fixed assets

Fixed assets are carried at cost less accumulated depreciation and impairment losses, if any. The cost of fixed assets includes interest on borrowings attributable to acquisition of qualifying fixed assets up to the date the asset is ready for its intended use and other incidental expenses incurred up to that date.

6.5 Depreciation


Depreciation has been charged at the rate prescribed in Income Tax Act.

6.6 Assets purchased out of grants received for a specific purpose are expensed in the year of purchase.

for PARTNERS IN PROSPERITY



(Chairman)



(Secretary)



6.7 Foreign currency transactions

Transactions in foreign currency are recorded at the exchange rate prevailing at the date of the transaction. Monetary items denominated in foreign currency are restated at the year end exchange rates. Resultant exchange differences arising on settlement of transactions and/or restatements are recognized as Income or Expense in the year.

6.8 Taxes

The society is a not for profit organization engaged mainly in livelihood activities, education and training and to promote underprivileged people other social activities and the society is registered under Section 12A of the Income Tax Act, 1961.

The management believes that the activities of the society are covered within the definition of the charitable purpose as defined in section 2(15) of the Income tax Act, 1961 and accordingly the society has not provided for tax in the current year.

6.9 Provisions and contingencies



Provisions are recognized when the Society has a present obligation as a result of past events for which it is probable that an outflow of resources will be required to settle the obligation and a reliable estimate can be made. Provision required settling the obligation are reviewed regularly and are adjusted where necessary to reflect the current best estimate of the obligation.

6.10 The outstanding balances of creditors, loans and other advances given to the parties are subject to confirmations and therefore; these balances are stated as per books of accounts only. The management has however, scrutinized these accounts and believes that no material adjustment will be necessary upon the receipt of confirmations.

6.11 Information required to be disclosed under the Micro, Small and Medium Enterprises Development Act, 2006 has been determined to the extent such parties have been identified on the basis of information available with the Company. As represented by the management there are no Micro, Small and Medium enterprises to whom the Company owes dues, which are outstanding for more than 45 days as at March 31, 2021.

6.12 Contingent Liabilities (to the extent not provided for) - Nil.

for PARTNERS IN PROSPERITY

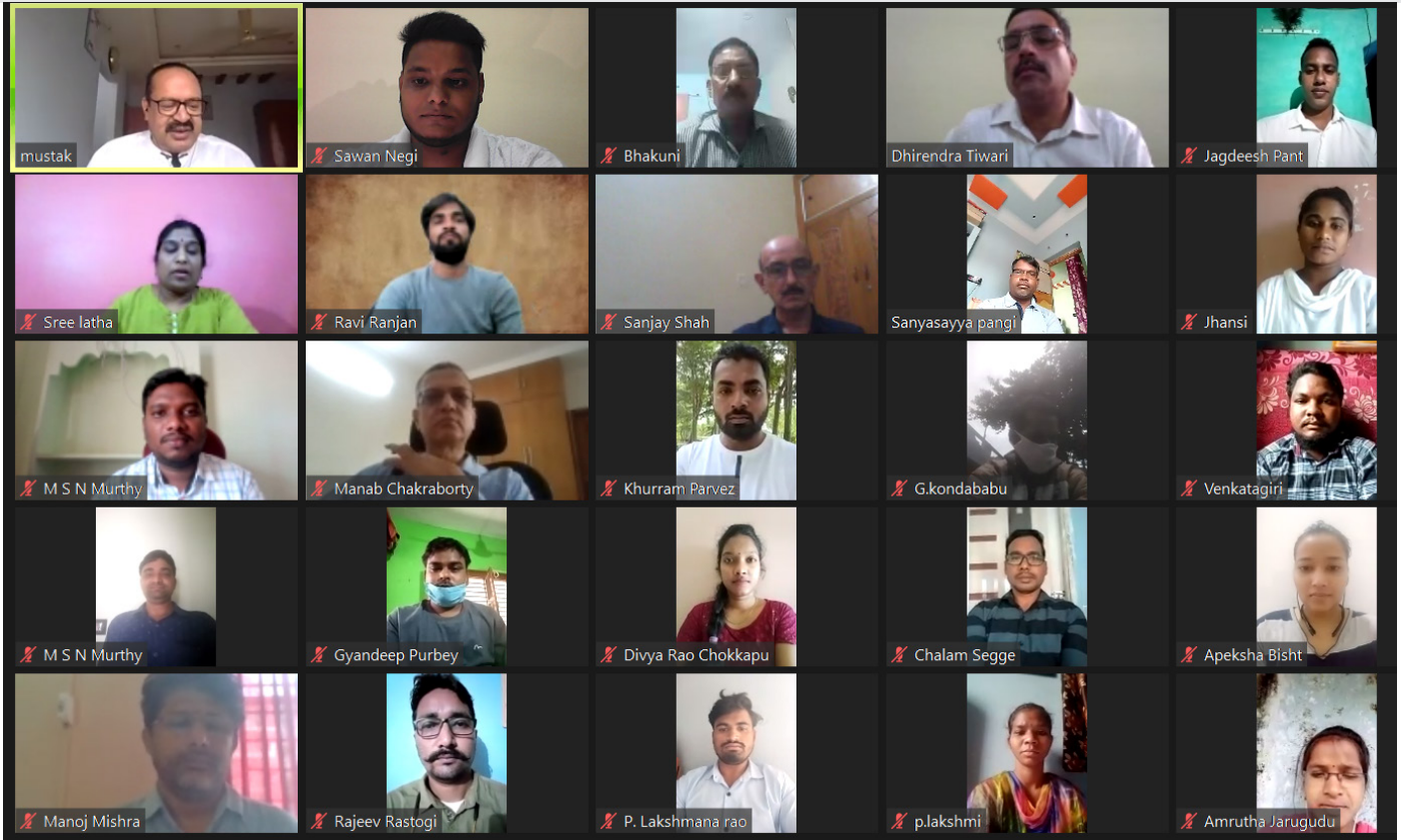

(Chairman) - 
(Treasurer)





PARTNERS IN PROSPERITY

Enriching people and planet



Partners in Prosperity Team, June 2021

FOR MORE INFORMATION
CONTACT US.

Partners in Prosperity

Registered Office: B10/7071
Vasant Kunj, New Delhi 1110070

info@pnpindia.in.org

www.pnpindia.in